



EMEUE PROJECT at DETAIL




EUROPEAN MOBILITY PROJECTS

Two Jyväskylä boys, two kuopio boys and two Hoorn boys have just come to the

IES (ITS) Construcción Bizkaia BHI (ITB) to learn with ours Construction's 1.st course students.

The topic is: MASONRY WORKS.

The main characters are:



and MIKEL, OSCAR, EDSON, SORKUNDE, XABI , GONZALO



ASSISTANTS



The work is

- Two partition walls in “L” with face-bricks.
- In one of the walls, an arch gate
- In the other, a square window



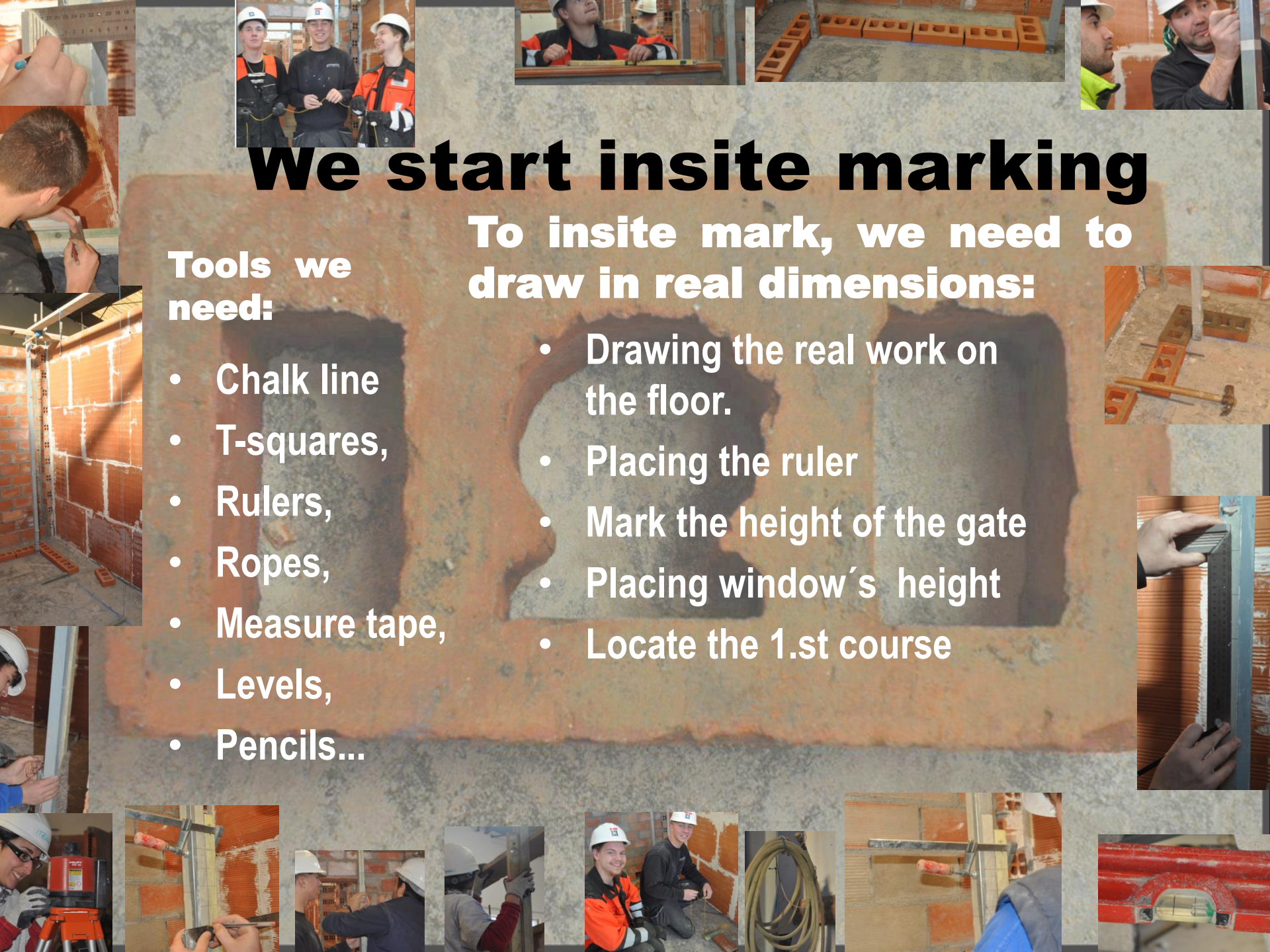


We start insite marking

To insite mark, we need to draw in real dimensions:

Tools we need:

- Chalk line
 - T-squares,
 - Rulers,
 - Ropes,
 - Measure tape,
 - Levels,
 - Pencils...
- Drawing the real work on the floor.
 - Placing the ruler
 - Mark the height of the gate
 - Placing window's height
 - Locate the 1.st course



A red brick with three irregular holes, set against a grey concrete background. The brick is positioned horizontally and has three distinct, roughly circular openings. The text "AND NOW, STUDENT'S WORKS AT DETAIL....." is superimposed in the center of the brick.

**AND NOW, STUDENT'S
WORKS AT DETAIL.....**

The first course, by




OSCAR



EDORTA



EDSON



SORKUNDE



ANDRES

The first course, by



VILLO



ELMER



GONZALO



XABI

CARMEN



KEVIN

The first course, by




MITCHELL



JULEN



**Next courses,
by**



**Next courses,
by**



MIKEL



OSCAR



EDSON



SORKUNDE



XABI



GONZALO



Next courses, by



The arch building is coming



And here there are the archs, by



And here there are the archs, by



And here there are the archs, by



And here there are the archs, by



**At the end, we all expect you
have enjoyed the experience of
spending these days
in our school**



Some other moments



Some other moments

